

CAMPING BAKKUM














DAG EN NACHT VERRASSEND


















- | | |
|-------------------------------------|--|
| P1-check in | Sauna (for guests of the accommodations) |
| P2 to P3 - Parking places | Fireplace (for opening hours see recreation program) |
| Parking for mopeds/motorbikes | Open-air theatre 'De Pan' |
| Washroom (with disabled facilities) | Supermarket |
| Toilet | Catering |
| Camper dump | Laundrette |
| Playing field | Children's farm |
| Pop-up Store | Internet cottage |
| Sport and Play Pilot | Surf cottage |
| Football | Bike rental |
| Volleyball | Doctor |
| Basketball | First Aid/AED defibrillation |
| Bowls | Fire hydrant |
| Electric charging points | Barrier |
| Bbq for watersport pitches | Evacuation route |
| Eeki's Story house | Underground waste container: paper glass, plastic and residual waste |
| Cinema | Water point |
| | Wildfire Risk |

- TOURISTS PITCHES** Including
- Commissarisveld <2,2 ton**
- Watersport pitches with car and electricity (16A): 6-17
 - Sun pitches with car and electricity (10A): 1-5, 18-73
 - Dune pitches without car, with electricity (10A): 74-97
 - Play pitches without car, with electricity (10A): 98-112
 - Tent pitches without car, with electricity 127-130
Pitches with water connection: 24-27, 75-79
 - Camper Pitches Deluxe >2,2 ton with car, with electricity, max 7,5m: 113-126
- Zeeduin < 3,5 ton**
- Forest pitches: with car and electricity (10A): 200-359
 - Camper pitches: > 3,5 ton with car and electricity (10A) 160-166
- Maple pitch
- ACCOMMODATIONS** inclusief
- Dune Rose
 - Dune View
 - Beach cabin
 - Group accommodation
 - Panoramantent
- SEASON PITCHES**
- Times for driving through season pitches:
 Fri: 17.00 - 20.00 hour
 Sa: 09.00 - 13.00 hour



-  Sauna (for guests of the accommodations)
-  P2 to P3 parking places
-  Washroom (with disabled facilities)
-  Camper dump
-  Surf cottage
-  Playing field
-  Bbq for watersport pitches
-  Fireplace (for opening hours see recreation program)
-  Fire hydrant
-  Barrier
-  Evacuation route
-  Underground waste container: paper, glass, plastic and residual waste
-  Water point

- TOURISTS PITCHES**  Including
-  **Watersport pitches:** with car and electricity (16A): 6-17
 -  **Sun pitches:** with car and electricity (10A): 1-5, 18-73
 -  **Dune pitches:** without car, with electricity (10A): 74-97
 -  **Play pitches:** without car, with electricity (10A): 98-112
 -  **Tent pitches:** without car, with electricity 127-130
 -  **Camper Pitches Deluxe >2,2 ton** with car, with electricity, max 7,5m: 113-126
- Zeeduin < 3,5 ton**
-  **Forest pitches:** with car and electricity (10A): 200-359
 -  **Camper pitches:** > 3,5 ton with car and electricity: 160-166
-  **Maple pitch**
- ACCOMMODATIES** 
-  Dune Rose
 -  Dune View
 -  Beach cabin
 -  Panoramitent

